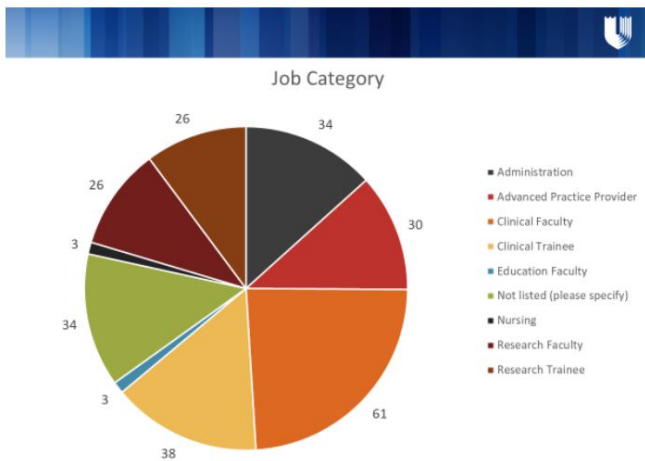
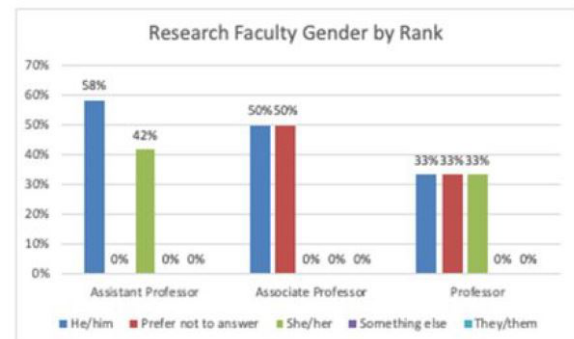
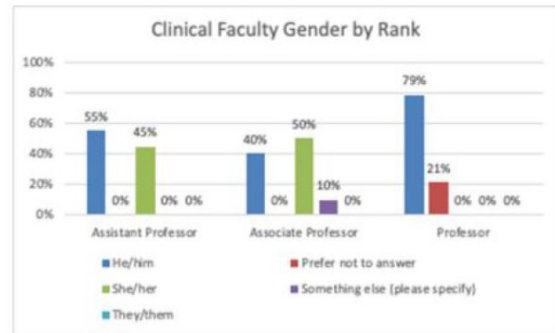


2020 Duke University Department of Neurology Census Synopsis

In 2020, our Diversity and Inclusion Committee drafted a census to learn more about the demographic breakdown, beliefs, and preferences of our Department. The anonymous survey included questions on job titles, race, gender, sexual orientation, time spent in our Department, outside interests, and more. 259 members of the Department responded to the Census, which was a response rate of approximately 86%.



About half of the department is primarily clinical. About 1/6 are administrative, and another 1/3 are researchers. The "not listed" category is composed mostly of research technicians.



The Department Census revealed many ways our Department is diverse, such as our family backgrounds, outside interests, languages spoken, and religious identities, but revealed other aspects of the Department where diversity is lacking, most notably with race. For example, at the end of Financial Year 2019, Duke Neurology employed 1 Hispanic and 0 Black clinical neurologists, well below the national averages. The national average for women on faculty in academic neurology departments is 30%; Duke is slightly higher than this average but still well below 50%. Duke Neurology also has very few members who identify as non-binary or prefer pronouns other than he/him and she/hers.